

Materiais Nanoestruturados e sua aplicação na área de conversão de energia solar

Ana Flávia Nogueira

Laboratório de Nanotecnologia e Energia Solar (LNES)

www.lnes.iqm.unicamp.br



Outline

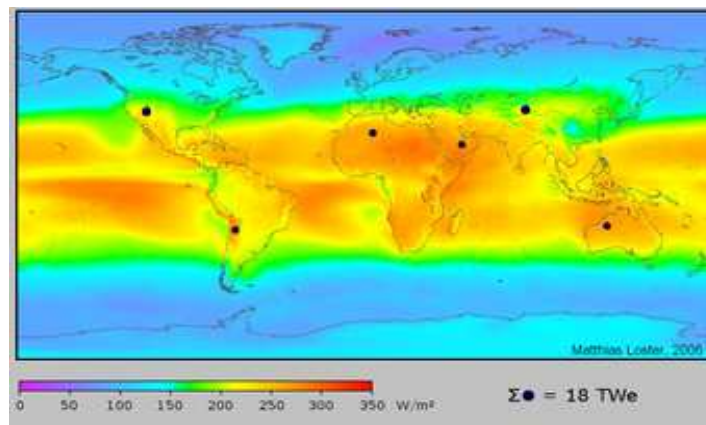
- Breve Introdução sobre energia fotovoltaica
- Nanomateriais e Energia Solar
- Introdução às Células Solares de Terceira Geração (3G)
- Uso de nanomateriais em células de TiO_2 /corante focando em:
 - Nanobastões e nanotubos de óxidos semicondutores. Compósitos com nanotubos de carbono
- Uso de nanomateriais em células orgânicas focando em:
 - Uso de nanopartículas de calcogenetos
 - Nanotubos de Carbono, Grafeno e seus compósitos

Outline

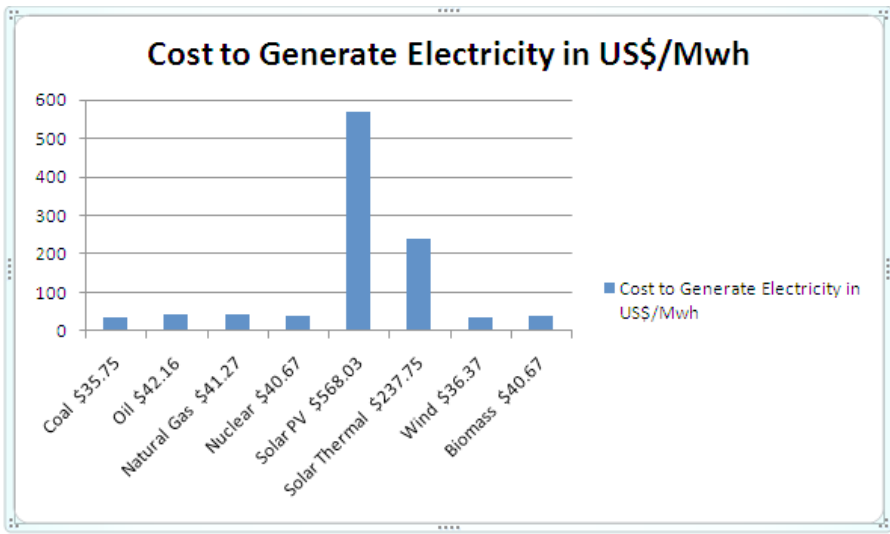
- Breve Introdução sobre energia fotovoltaica
- Nanomateriais e Energia Solar
- Introdução às Células Solares de Terceira Geração (3G)
- Uso de nanomateriais em células de TiO_2 /corante focando em:
 - Nanobastões e nanotubos de óxidos semicondutores. Compósitos com nanotubos de carbono
- Uso de nanomateriais em células orgânicas focando em:
 - Uso de nanopartículas de calcogenetos
 - Nanotubos de Carbono, Grafeno e seus compósitos

Energia Solar

Pontos em preto: área necessária para suprir a demanda de energia

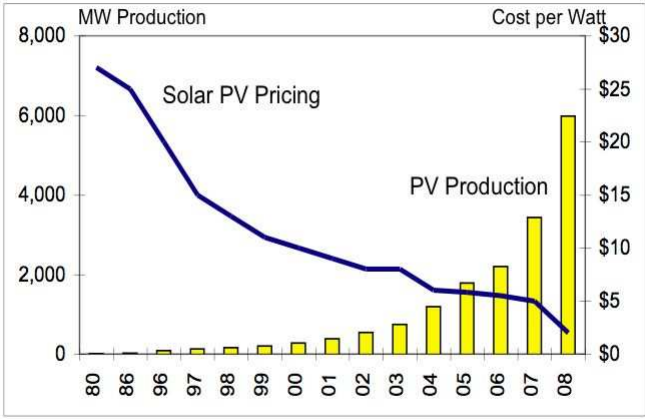


- ❖ Em apenas 1 hora o Sol despeja na Terra uma quantidade de energia superior ao consumo global de um ano inteiro!!!

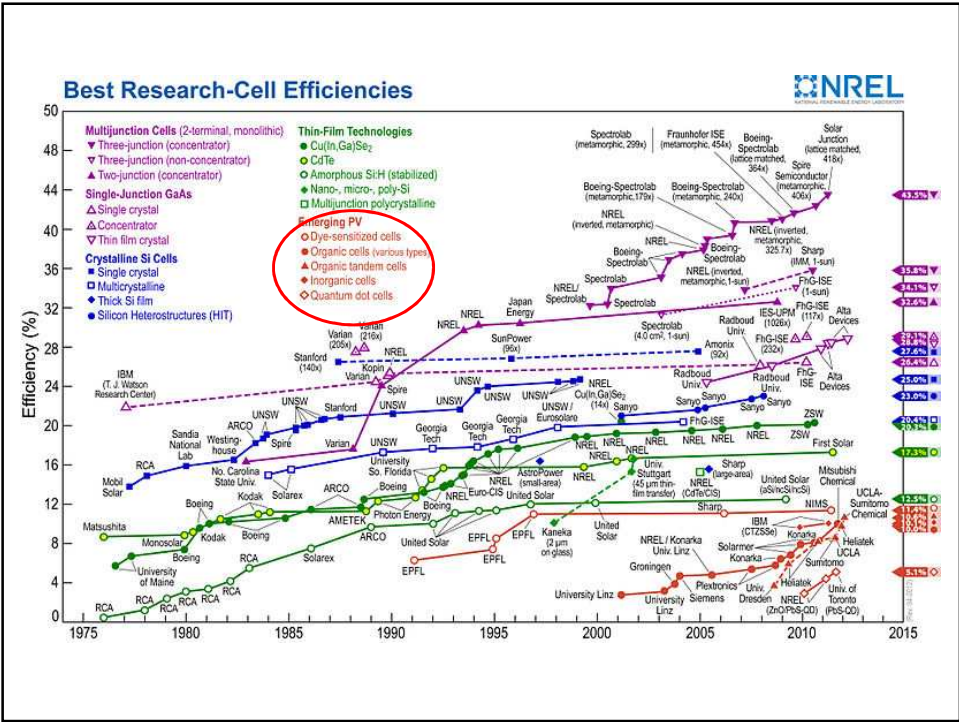
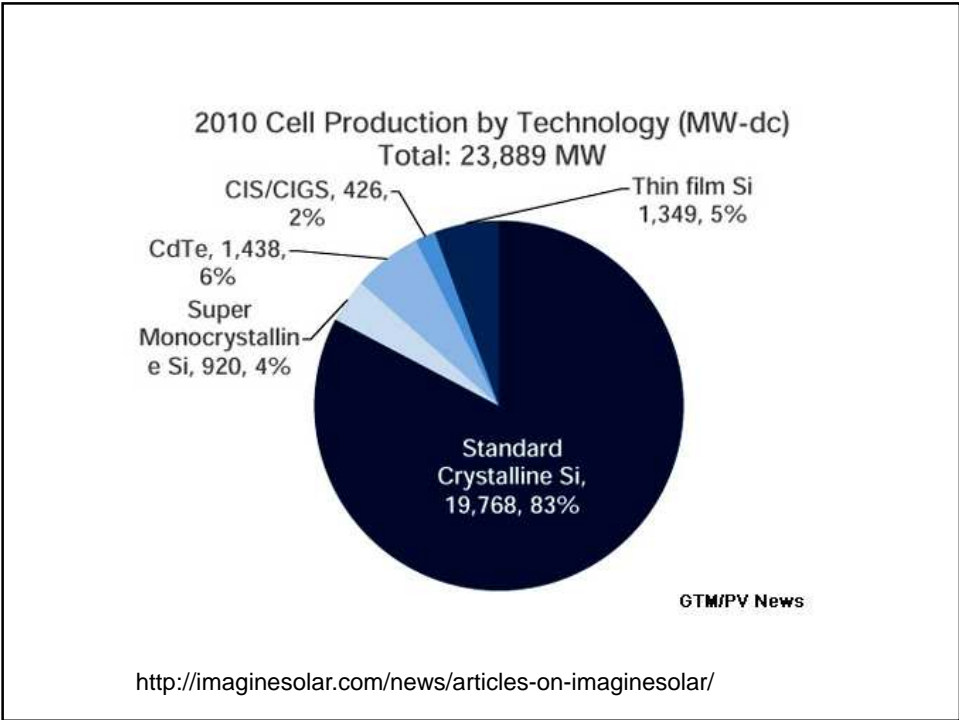


<https://matteranenergy.us/Joe%20Sixpack's%20Technology%20Page.html>

Solar PV Global Production and Cost per Watt



Source: Solar Buzz, Company reports, Green Econometrics research



Outline

- Breve Introdução sobre energia fotovoltaica
- **Nanomateriais e Energia Solar**
- Introdução às Células Solares de Terceira Geração (3G)
- Uso de nanomateriais em células de TiO_2 /corante focando em:
 - Nanobastões e nanotubos de óxidos semicondutores. Compósitos com nanotubos de carbono
- Uso de nanomateriais em células orgânicas focando em:
 - Uso de nanopartículas de calcogenetos
 - Nanotubos de Carbono, Grafeno e seus compósitos

How the nanotechnology can help in solar energy conversion?

- ◇ Cost
- ◇ Efficiency
- ◇ Flexibility

Nanotechnology and Solar Cells

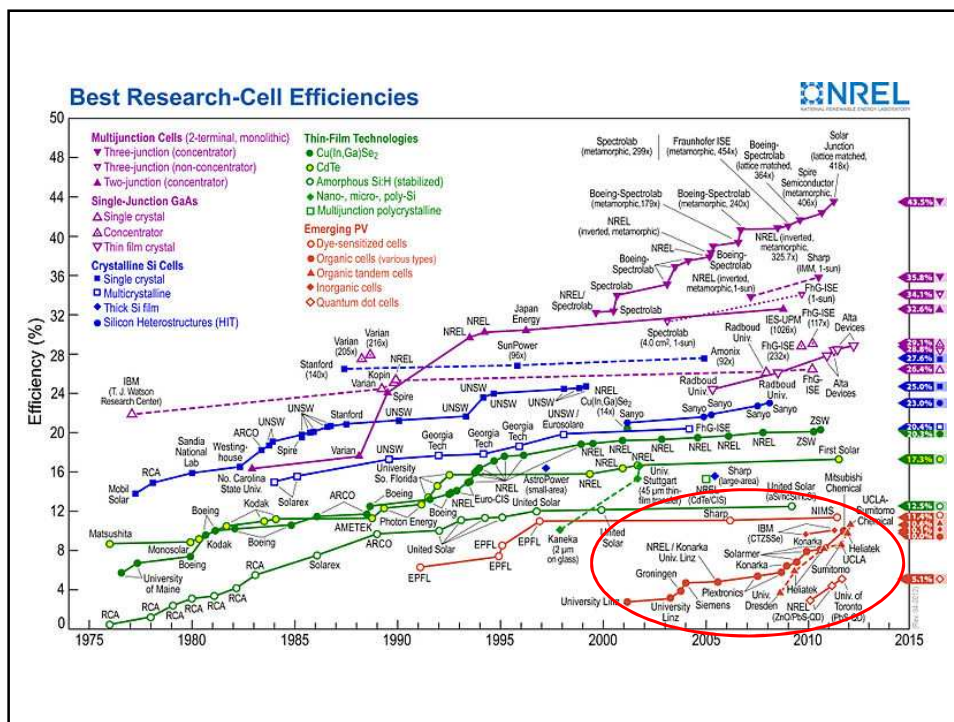
- Improved efficiencies: novel nanomaterials can harness more of the sun's energy; can transport charges more efficiently;
- Lower costs: some novel nanomaterials can be made cheaper than alternatives;
- Reduced manufacturing costs as a result of using a low temperature process (e.g. printing) instead of the high temperature vacuum deposition;
- Flexibility: traditional silicon based solar cells are brittle, nanotechnology can develop devices that can be flexible, so that entire buildings could be covered.

Nanomaterials and Solar Cells

- Nanomaterials are those which have structured components with at least one dimension between approximately 1 and 100 nm
- Two principal factors cause the properties of nanomaterials to be different from the bulk materials:
 - Increased relative surface area
 - Quantum effects


Outline

- Breve Introdução sobre energia fotovoltaica
- Nanomateriais e Energia Solar
- Introdução às Células Solares de Terceira Geração (3G)
- Uso de nanomateriais em células de TiO_2 /corante focando em:
 - Nanobastões e nanotubos de óxidos semicondutores. Compósitos com nanotubos de carbono
- Uso de nanomateriais em células orgânicas focando em:
 - Uso de nanopartículas de calcogenetos
 - Nanotubos de Carbono, Grafeno e seus compósitos




Dye Sensitized and Organic Solar Cells (3G solar cells): common features


- Low cost: materials and processes are cheap
- Ink jet, spin coating, roll-to-roll
- Low temperature
- Colored
- Flexible
- Semitransparent
- Diverse types or organic and inorganic materials
- Optical and transport properties can be easily tuned



3G Solar Cells (or NanoPV)



TiO₂/Dye Sensitized
Solar Cells - DSSC



Organic (or Hybrid)
Solar Cells



Prof. Michael Gratzel



Prof. Alan Heeger –Chemistry
Nobel Prize in 2000

Dye Sensitized and Organic Solar Cells: applications

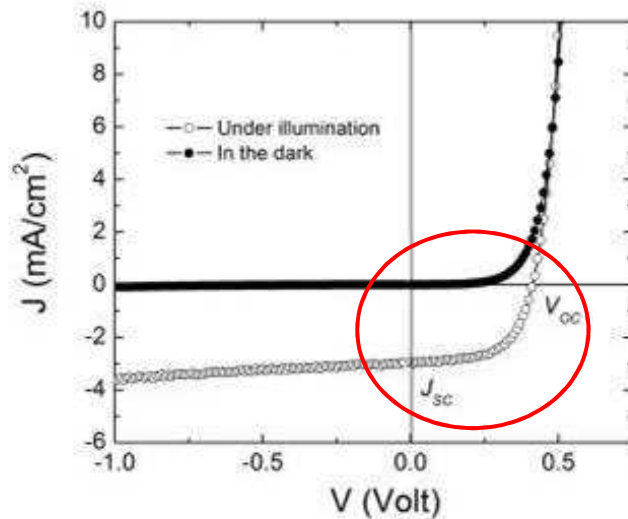
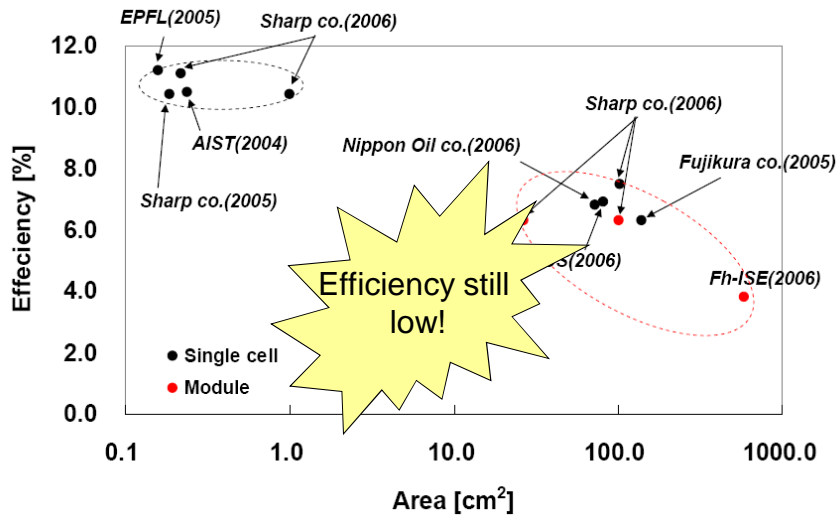


www.g24i.com



27.06.12 - Dye-sensitized solar cells (DSSC) from EPFL enter the public market. Logitech chose this technology to power its new flagship product

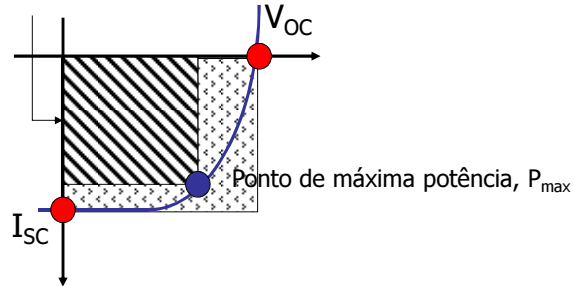
Dye Sensitized and Organic Solar Cells: disadvantages



A célula solar opera no quarto quadrante!

Caracterização das células solares

Fator de preenchimento (FF)



$$FF = \frac{P_{\max}}{P_{\text{th}}} = \frac{I_m \times V_m}{I_{\text{SC}} \times V_{\text{OC}}}$$

$$\eta = \frac{I_{\text{SC}} \times V_{\text{OC}} \times FF}{100^*}$$

* 100 mW cm⁻² ou 1000 Wm⁻²

Outline

- Breve Introdução sobre energia fotovoltaica
- Nanomateriais e Energia Solar
- Introdução às Células Solares de Terceira Geração (3G)
- Uso de nanomateriais em células de TiO₂/corante focando em:
 - Nanobastões e nanotubos de óxidos semicondutores. Compósitos com nanotubos de carbono
- Uso de nanomateriais em células orgânicas focando em:
 - Uso de nanopartículas de calcogenetos
 - Nanotubos de Carbono, Grafeno e seus compósitos

Nanomaterials in Dye Sensitized Solar Cells

Nanomaterials in Gratzel's cells



A low-cost, high-efficiency solar cell based on dye-sensitized colloidal TiO₂ films

Brian O'Regan* & Michael Grätzel†

Institute of Physical Chemistry, Swiss Federal Institute of Technology, CH-1015 Lausanne, Switzerland

THE large-scale use of photovoltaic devices for electricity generation is prohibitively expensive at present; generation from existing commercial devices costs about ten times more than conventional methods¹. Here we describe a photovoltaic cell, created from low-to medium-purity materials through low-cost processes, which exhibits a commercially realistic energy-conversion efficiency. The device is based on a 10- μm -thick, optically transparent film of titanium dioxide particles a few nanometres in size, coated with a monolayer of a charge-transfer dye to sensitize the film for light harvesting. Because of the high surface area of the semiconductor film and the ideal spectral characteristics of the dye, the device harvests a high proportion of the incident solar energy flux (46%) and shows exceptionally high efficiencies for the conversion of incident photons to electrical current (more than 80%). The overall light-to-electric energy conversion yield is 7.1–7.9% in simulated solar light and 12% in diffuse daylight. The large current densities (greater than 12 mA cm⁻²) and exceptional stability (sustaining at least five million turnovers without decomposition), as well as the low cost, make practical applications feasible.

Nature, 1991

Dye Sensitized Solar Cells or Gratzel's cells

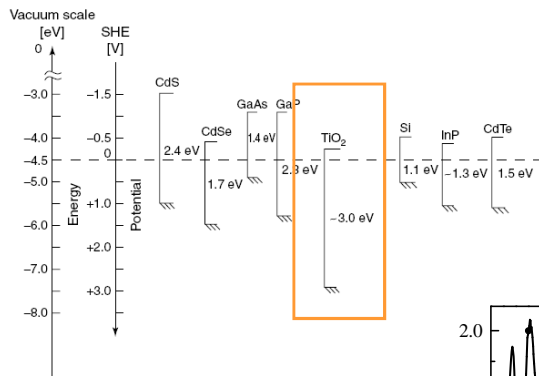
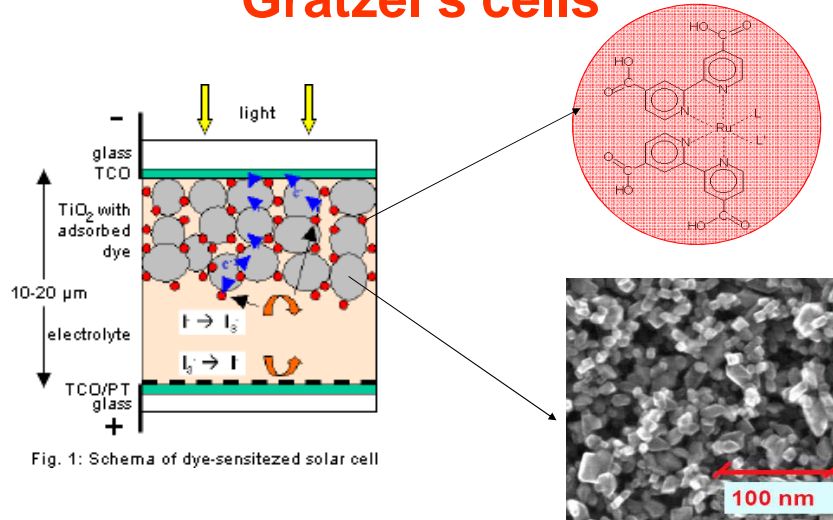
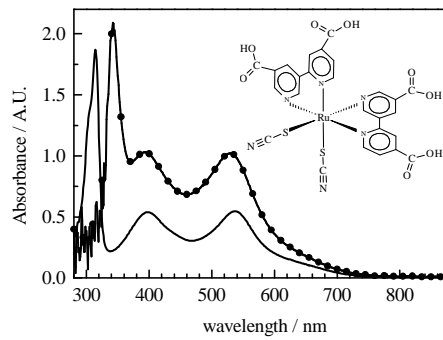


Fig. 8 Relative dispositions of various semiconductor band edge positions shown both on the vacuum scale and with respect to the SHE reference. These band edge positions are for an aqueous medium of pH ~1.



The electron transfer process...

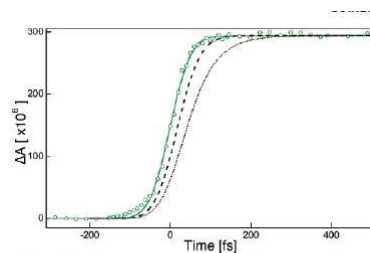
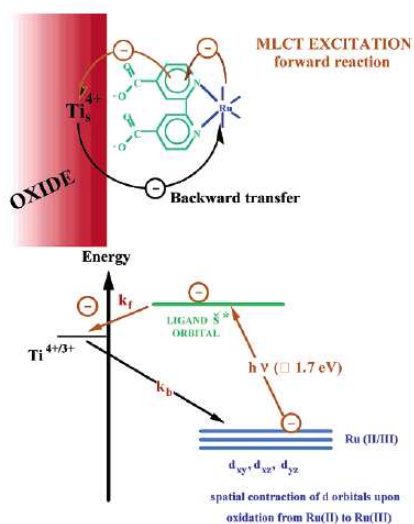
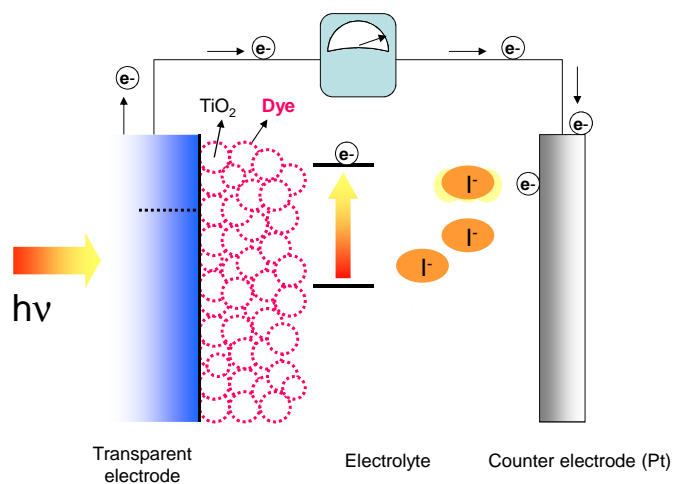


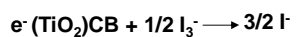
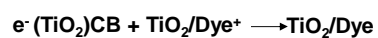
Figure 7. Transient absorption signal for N-719 adsorbed on nanocrystalline titania (○) (pump wavelength 535 nm; probe 860 nm). The fitted instrument response is 57 fs (—). The simulated exponential rises with time constants of 20 fs (---) and 50 fs (···) and convoluted with the same instrument response are shown.

Inorg. Chem. 2005, 44, 6841–6851

Inorganic Chemistry
Article




Recombination





www.lnes.iqm.unicamp.br

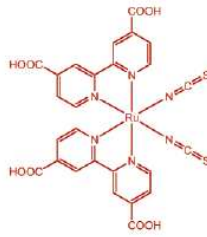

Inorg. Chem. 2005, 44, 6841–6851

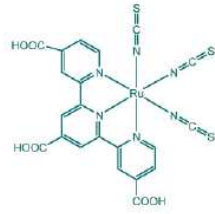

Inorganic Chemistry
Article




Courtesy Dr. Andreas Hensch, FHI, ISE Freiburg Germany

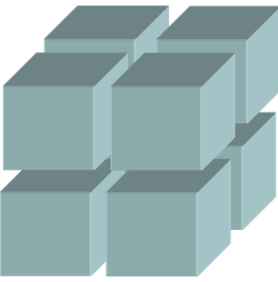



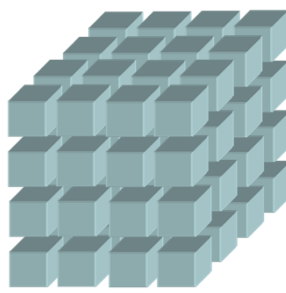
**Gratzel's cells are *per se* an example
nanomaterials applications**




1 cubo de lado m
Volume: m^3
Área superficial: $6 \times m^2$




8 cubos de lado $m/2$
Volume: m^3
Área superficial: $12 \times m^2$



64 cubos de lado $m/4$
Volume: m^3
Área superficial: $24 \times m^2$

Size 

 Surface Area

IPCE ~ electrons/photons

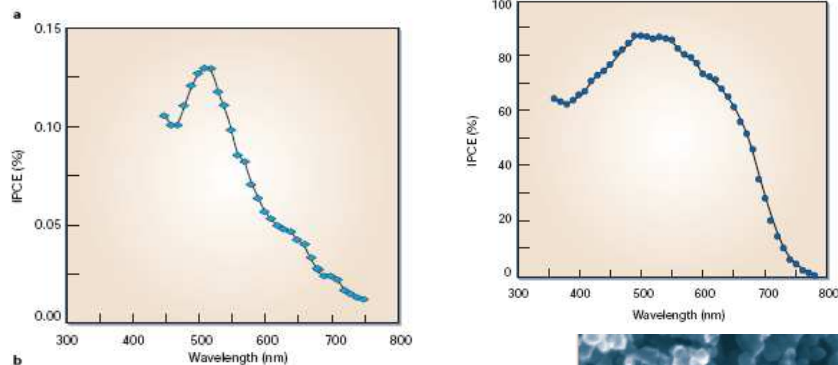


Figure 5 The nanocrystalline effect in dye-sensitized solar cells. In both cases, TiO_2 electrodes are sensitized by the surface-anchored ruthenium complex $\text{cis-Ru}(\text{L})_2(\text{SCN})_2$. The incident-photon-to-current conversion efficiency is plotted as a function of the excitation wavelength. **a.** Single-crystal anatase cut in the (101) plane. **b.** Nanocrystalline anatase film. The electrolyte consisted of a solution of 0.3M LiI and 0.03M I_2 in acetonitrile.

Michael Grätzel

NATURE | VOL 414 | 15 NOVEMBER 2001 Photoelectrochemical cells


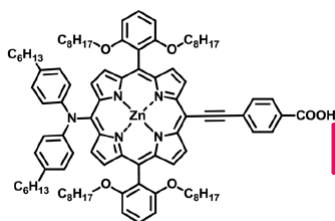


Figure 4 Scanning electron micrograph of the surface of a mesoporous anatase film prepared from a hydrothermally processed TiO_2 colloid. The exposed surface planes have mainly (101) orientation.

Champion Gratzel's cell

4 NOVEMBER 2011 VOL 334 SCIENCE

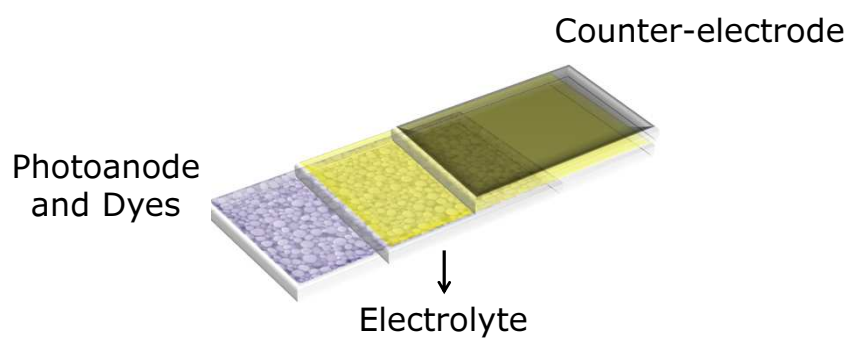


at 995 W/m^2 intensity. The cosensitization of **YD2-o-C8** with the previously prepared organic D- π -A dye, coded **Y123**, yielded an efficiency of 12.3% when used in conjunction with the **Co^(II/III) tris(bipyridyl)-based redox electrolyte**. The PCE even exceeds 13% under AM 1.5 solar light of 500 Wm^{-2} intensity.

Table 1. Detailed photovoltaic parameters of the devices made with the dyes YD2 and YD2-o-C8 and cobalt-based AY1 electrolyte at different light intensities. P_{in} , incident intensity of AM1.5 solar light.

Dye	Electrolyte	P_{in} (mW/cm^2)	J_{sc} (mA/cm^2)	V_{oc} (mV)	FF	PCE (%)
YD2	AY1	9.4	1.5	745	0.82	9.5
		51.3	8.0	805	0.76	9.5
		99.8	14.9	825	0.69	8.4
YD2-o-C8	AY1	9.4	1.7	875	0.77	12.5
		51.2	9.3	940	0.74	12.7
		99.5	17.3	965	0.71	11.9

LNES Activities in DSSC




□For review: Coord. Chem. Rev. 2004 and J. Mater. Chem 2009



Nanorods, Nanotubes, Nanowires and Nanoflowers in Dye Cells

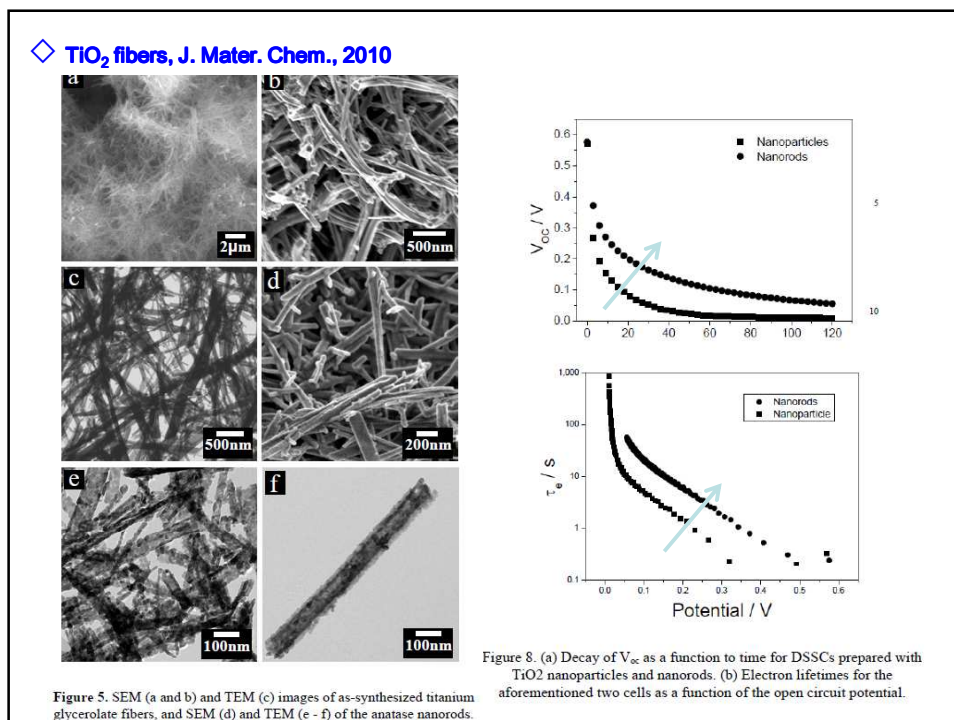
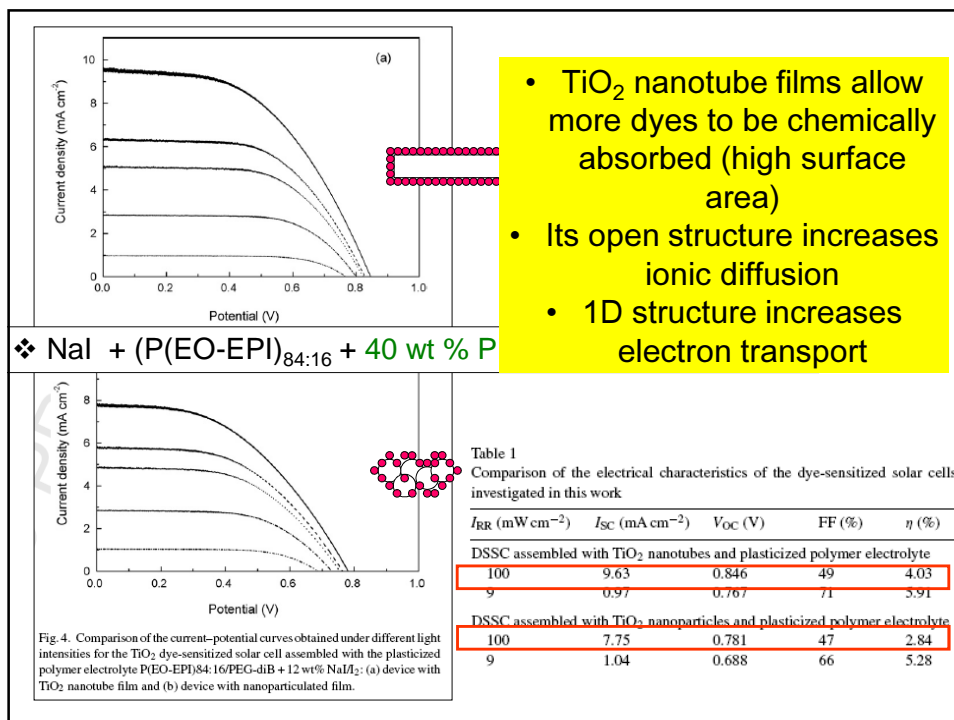
- These nanostructures can increase solar cell's efficiency by;
 - Increasing the electron transport and minimizing recombination
 - Harvesting more light due to an increase in the surface area (more dye molecules can be adsorbed)
 - Harvesting more light due to light scattering
 - Allowing a better penetration of a polymer or gel electrolyte

◇ **TiO₂ nanotubes, Nogueira and cols. J. Photochem. Photobiol., 2006**



$\phi \sim 3 \text{ nm}$
 $L = 100 \text{ nm} - 1 \mu\text{m}$

- Growth by hydrothermal method



◇ ITO nanowires, Nogueira and cols. Scripta Mater., 2007


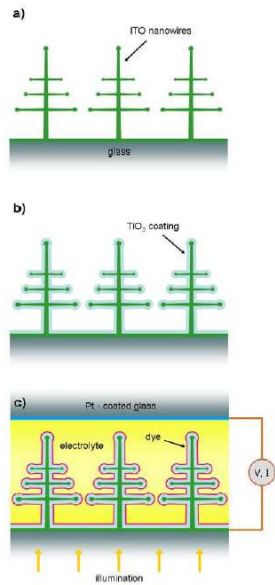


Figure 2. FE-SEM image deposition of the TiO₂ layer thickness measurements.

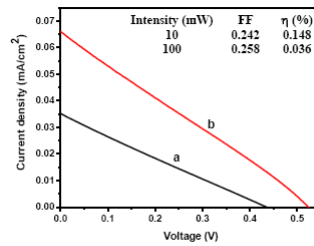
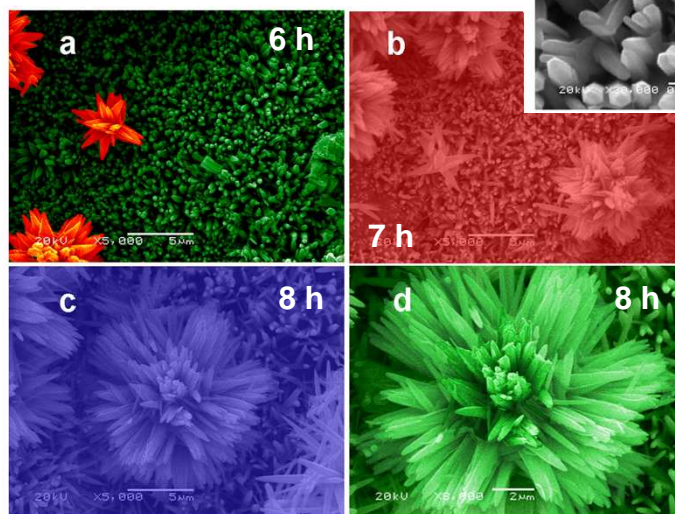
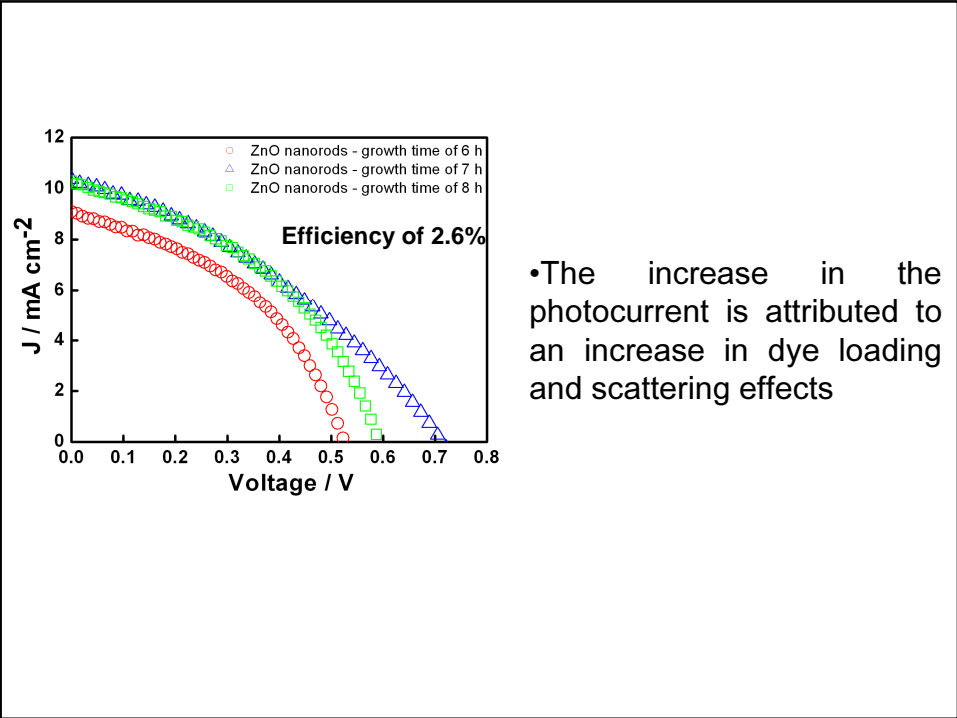



Figure 3. I-V curves for the 3D DSSC assembled with a brush-like TiO₂ electrode under different light intensities: (a) 100 mW cm⁻² and (b) 10 mW cm⁻².

◇ ZnO microflowers, Nogueira and Gonçalves, 2009





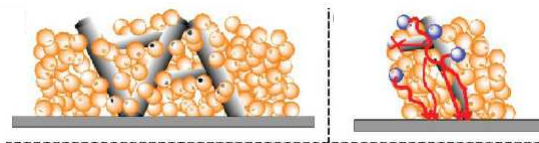
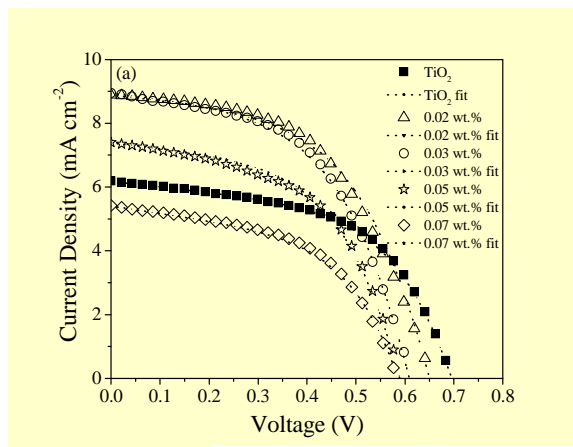
Inorganic nanocomposites with carbon based materials



MWCNT

NC-TiO₂

Composite



□ Andreia de Moraes et. al., J. Photochem. Photobiol, in press.

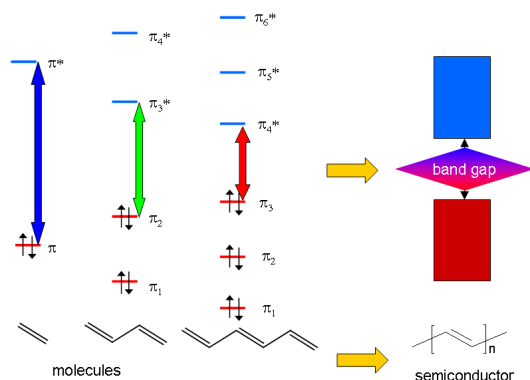
Outline

- Breve Introdução sobre energia fotovoltaica
- Nanomateriais e Energia Solar
- Introdução às Células Solares de Terceira Geração (3G)
- Uso de nanomateriais em células de TiO₂/corante focando em:
 - Nanobastões e nanotubos de óxidos semicondutores. Compósitos com nanotubos de carbono
- Uso de nanomateriais em células orgânicas focando em:
 - Uso de nanopartículas de calcogenetos
 - Nanotubos de Carbono, Grafeno e seus compósitos

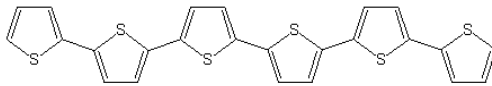
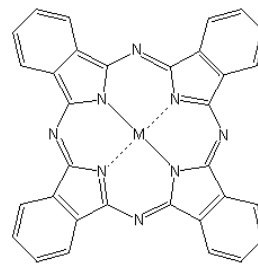
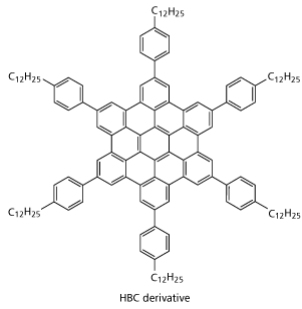

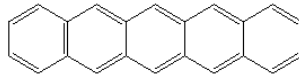
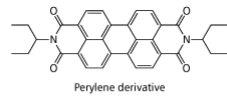
Nanomaterials in Organic Solar Cells

Organic Semiconductors

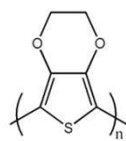
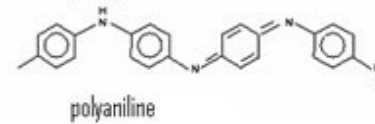
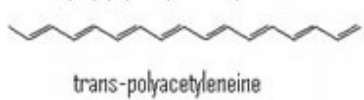
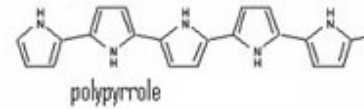
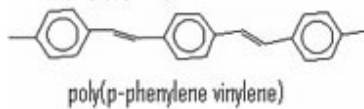
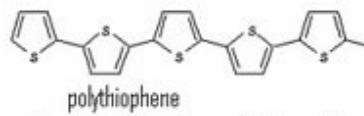
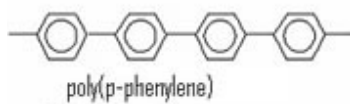
Materials conjugados onde tanto a absorção ótica quanto o transporte de carga são dominados pelos orbitais moleculares π e π^* parcialmente deslocalizados



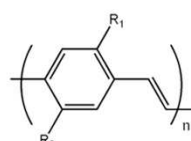
Organic Semiconductors



Conducting polymers



Polyethylenedioxythiophene



Poly(p-phenylene vinylene)s

The Royal Swedish Academy of Sciences has awarded the Nobel Prize in Chemistry for 2000 jointly to **Alan J. Heeger, Alan G. MacDiarmid and Hideki Shirakawa** "for the discovery and development of conductive polymers".




Alan G. MacDiarmid Professor at the University of Pennsylvania, Philadelphia, USA.
 Hideki Shirakawa Professor Emeritus, University of Tsukuba, Japan.
 Alan J. Heeger Professor at the University of California at Santa Barbara, USA.

Photoexcitation in organic semiconductors

SC inorgânico

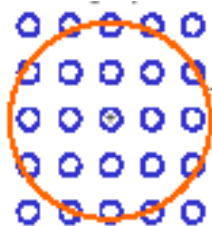
Banda de condução



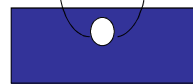

Banda de valência



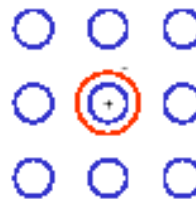
energia de "ligação" ~ meV →
Elétron e buraco "livres"



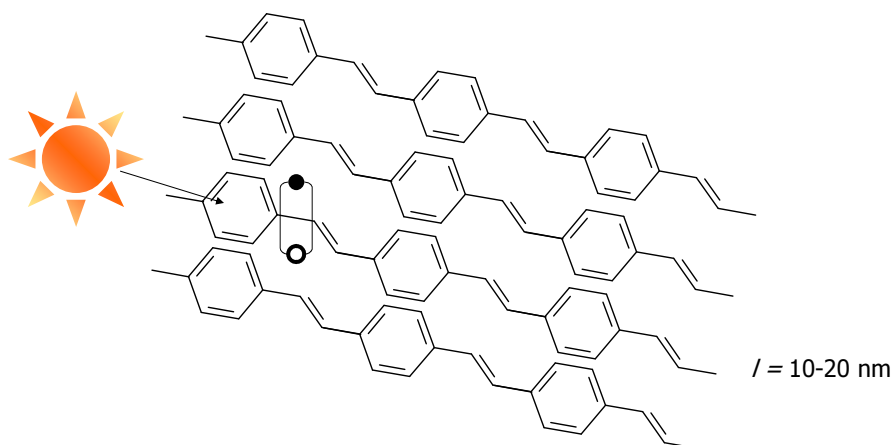
SC orgânico



energia de "ligação" ~ 0.4 a 1 eV → **excitons**

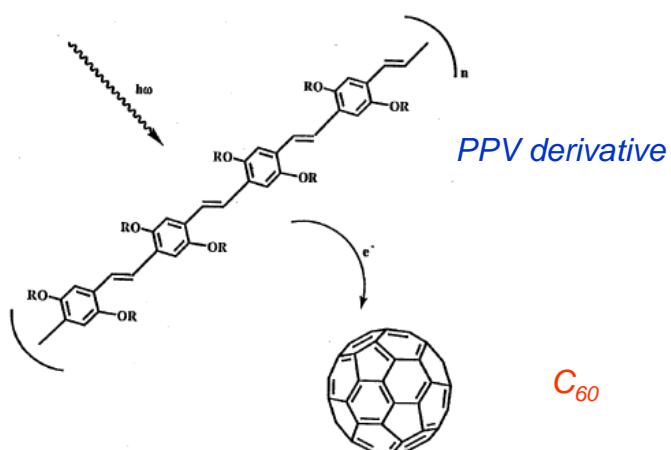


Photoexcitation in organic semiconductors



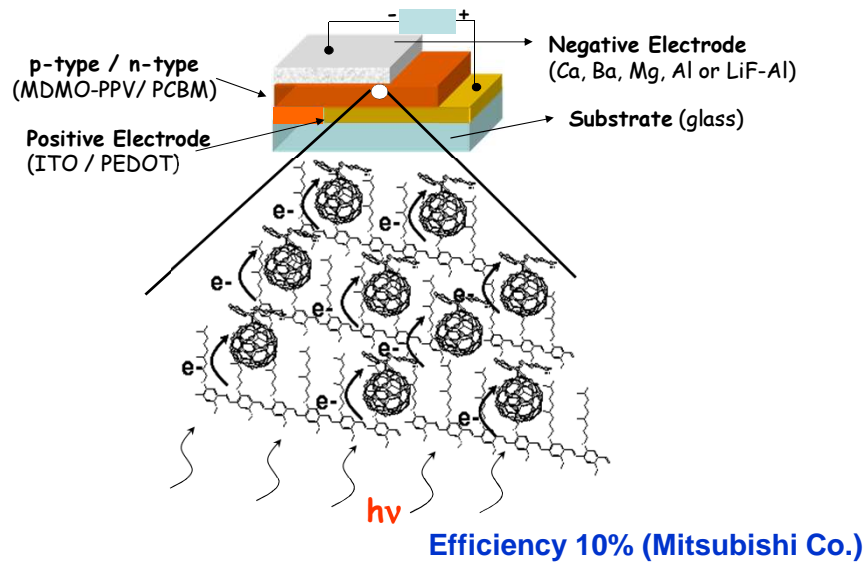
We need to separate the electron-hole pair in order to have free charges!

- Photoinduced electron transfer between a conducting polymer and C_{60} (~ 50 fs !!!)




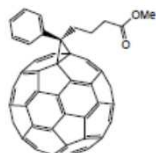
• A. Heeger and co-workers, Science (1992)

Bulk heterojunction solar cells



- The bulk heterojunction is *per si* a nanostructured morphology!

After 10 min annealing at 150 °C



Heeger, 2008

Outline

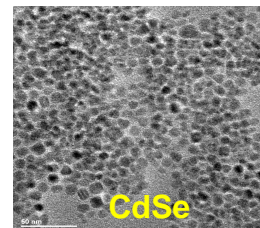


- Breve Introdução sobre energia fotovoltaica
- Nanomateriais e Energia Solar
- Introdução às Células Solares de Terceira Geração (3G)
- Uso de nanomateriais em células de TiO_2 /corante focando em:
 - Nanobastões e nanotubos de óxidos semicondutores. Compósitos com nanotubos de carbono
- Uso de nanomateriais em células orgânicas focando em:
 - Uso de nanopartículas de calcogenetos
 - Nanotubos de Carbono, Grafeno e seus compósitos

Nanoparticles in OSC: Hybrid SC

- Definition: When an inorganic material replaces one organic component in the “classical” organic solar cells (in most cases, the electron acceptor material)
 - Most used inorganic materials are nanoparticles:
 - TiO_2
 - ZnO
 - CdSe and CdS

- Quantum confinement
- Large surface area

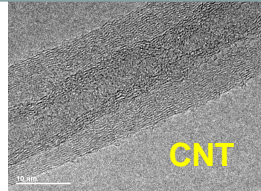

Images from our group




Nanoparticles in OPV: Hybrid SC

- Definition: When an inorganic material replaces one organic component in the “classical” organic solar cells (in most cases, the electron acceptor material)
 - Other materials are frequently used in hybrid devices
 - Gold and Silver nanostructures
 - Carbon based materials (carbon nanotubes and graphene)

- Plasmon effects
- Improved transport properties

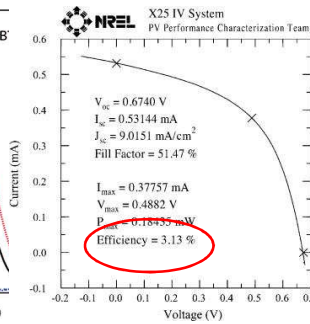
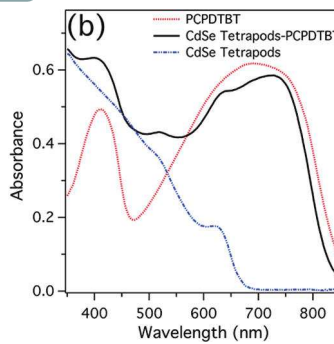
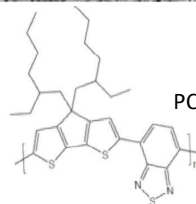



Images from our group




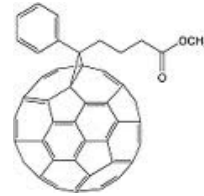
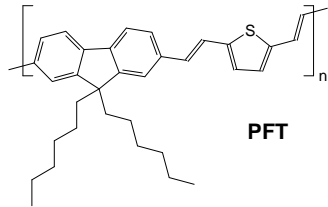
State of Art

HOPV based on CdSe or CdS



S. Dayal et. al., Nano Letters, 10 (2010) 239 58

Introduction of CdSe nanoparticles in the mixture polymer-fullerene



- J. N. Freitas, I.R. Grova, L.C. Akcelrud, E.Arici, N. S. Sariciftci, A. F. Nogueira, *J. Mater. Chem.*, 2010, 20, 4845–4853
- J. N. Freitas, A. Pivrikas, B. F. Nowacki, L. C. Akcelrud, N. Serdar Sariciftci, A. F. Nogueira (cover sheet), *Synth. Metals.*, 2010, 160, 1654-1661

Introduction of CdSe nanoparticles in the mixture polymer-fullerene

• PFT + CdSe + PCBM

- CdSe (4.0 nm) + PCBM = 80 wt %

PCBM:CdSe	Jsc (mA cm ⁻²)	Voc (V)	FF (%)	η (%)
1:0	3.5	0.50	28	0.52
0.7:0.3	3.4	0.54	30	0.55
0.5:0.5	4.7	0.58	30	0.80
0.3:0.7	3.5	0.60	31	0.65
0:1	0.17	0.66	24	0.03

Optimum concentration of nanoparticles

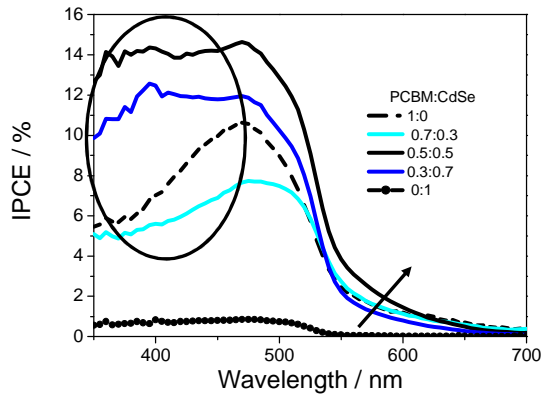


The effect of the QD on the photocurrent can be due to light absorption AND/OR morphology

- **IPCE** (*incident photon to current efficiency*)

- IPCE = collected electrons / incident photons

- As a function of wavelength



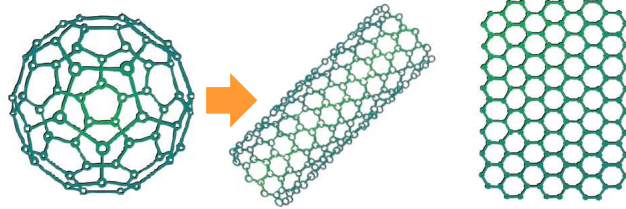
Slightly increase in the region
550-650 nm (CdSe
absorption)

Change in IPCE profile in the
region below 450 nm

Outline

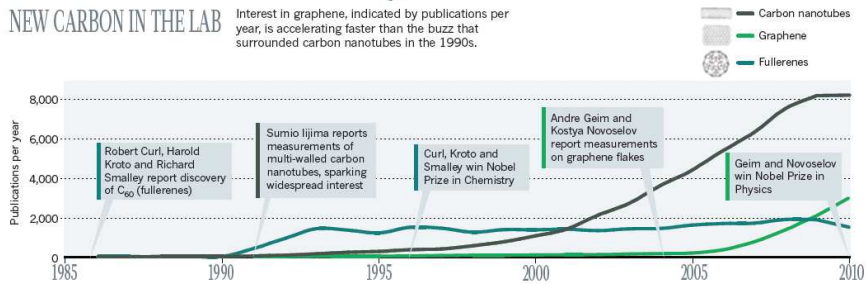
- Breve Introdução sobre energia fotovoltaica
- Nanomateriais e Energia Solar
- Introdução às Células Solares de Terceira Geração (3G)
- Uso de nanomateriais em células de TiO_2 /corante focando em:
 - Nanobastões e nanotubos de óxidos semicondutores. Compósitos com nanotubos de carbono
- Uso de nanomateriais em células orgânicas focando em:
 - Uso de nanopartículas de calcogenetos
 - Nanotubos de Carbono, Grafeno e seus compósitos

Carbon Nanotube and Graphene as Acceptor Materials



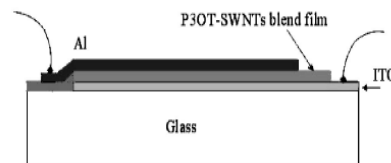
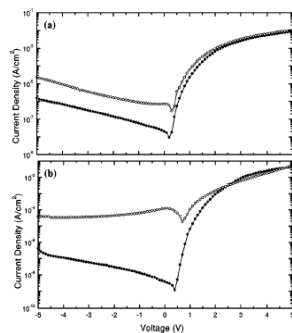
NEW CARBON IN THE LAB

Interest in graphene, indicated by publications per year, is accelerating faster than the buzz that surrounded carbon nanotubes in the 1990s.



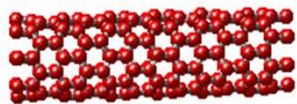
Carbon Nanotube and Graphene as Acceptor Materials

- Ago and co-workers (Phys. Rev. B, 2000): electronic interaction between PPV and MWCNT: energy transfer
- Kymakis and co-workers (Appl. Phys. Lett., 2001)

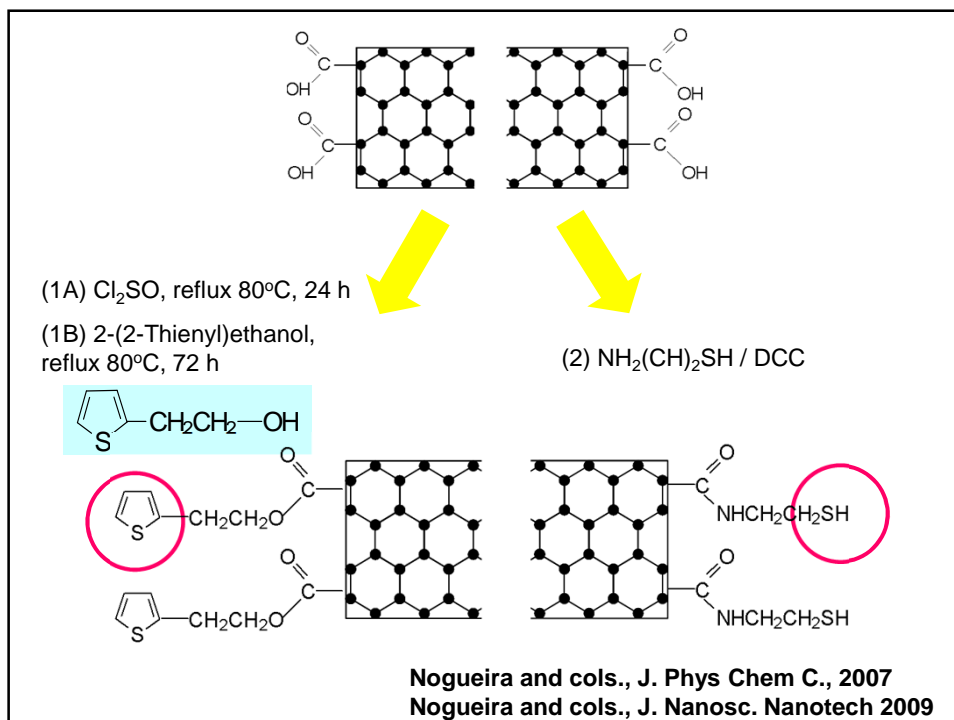


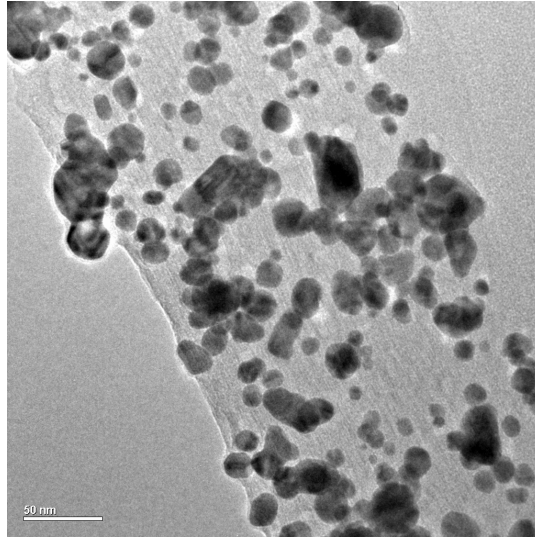
- $V_{OC} = 0.7 - 0.9 \text{ V}$
- $I_{SC} = \text{higher than the pristine polymer}$
- $FF = 0.3 - 0.4$

Carbon Nanotubes in OPV




- Excellent electronic, magnetic and mechanical properties
- Easy to functionalize
- High aspect ratio (length/diameter)
- **Metallic and Semiconducting states**
- **Polymer and CNT do not form homogenous dispersion**






Conturbia, G. Unicamp, 2010

AFM



Before

(rms roughness = 5.3 nm)



After NT chemical modification
with thiophene groups

(rms roughness = 3.6 nm)

Variation of the SWCNT content

- Addition of SWCNT increases the generation of charge carriers.
- Highest Isc and Voc values for devices containing 5 % of modified SWCNT:

Voc = 0.74 V
 Isc = 9.1 $\mu\text{A cm}^{-2}$
 FF = 0.29
 $\eta = 0.184 \%$

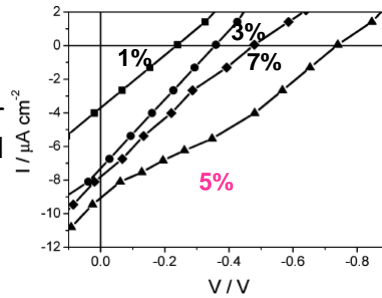
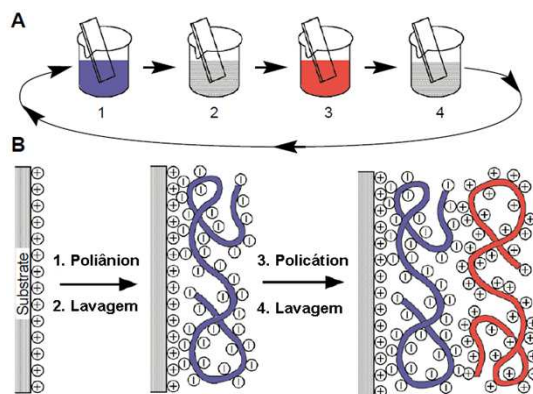


Figure 6. I - V characteristics under simulated AM 1.5 illumination ($\Phi = 10.6 \text{ W m}^{-2}$) for the polymer solar cells using P3OT composites with different SWCNT-THIOP doping levels. The device configuration is the same as described in Figure 4: (■) 1 wt %; (●) 3 wt %; (▲) 5 wt %; (◆) 7 wt %.

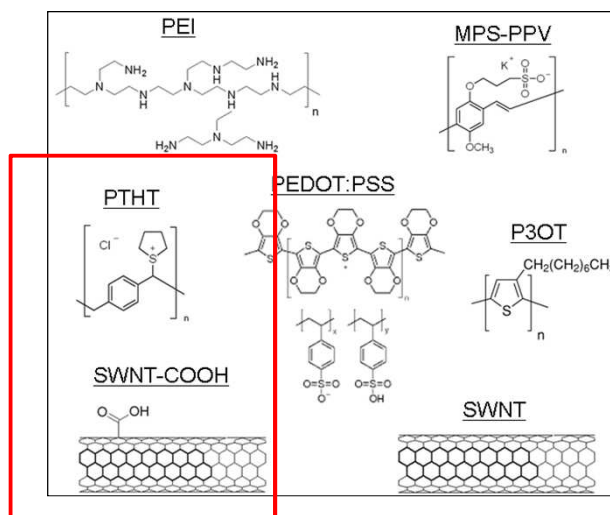
Nogueira and cols., J. Phys Chem C., 2007

Layer-by-layer technique to grow carbon based thin films for 3G solar cells



G. Decher, Science 277, 1232, 1997

□ Materials used in this work



□ Luiz C. P. Almeida, Doctoral Thesis

Photochemical & Photobiological Sciences



100 layers of PPV +
8 layers of SWCNT

L.C. P. Almeida et. al. *J. Photochem. Photobiol.*, 2011

Photoelectrochemistry


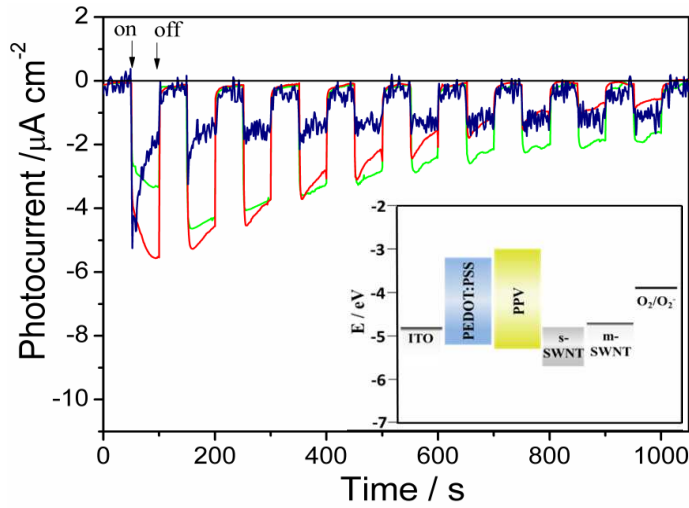
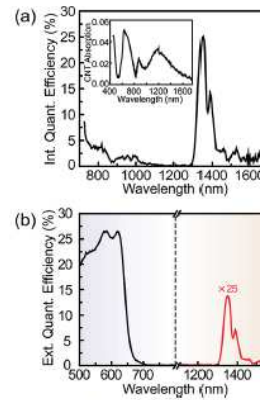
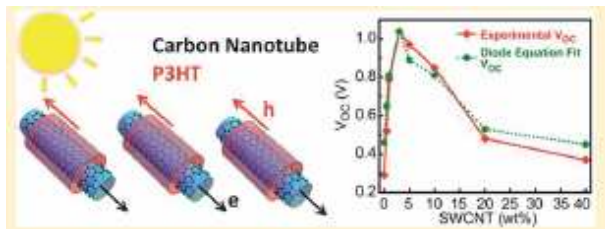


Figure 2. (a) Bright-field TEM image of a mixture of P3HT/s-SWCNTs nanofilament sample with SWCNT concentration $x = 3$ wt %. (Inset) Schematic image of a P3HT (green)/s-SWCNT (red) nanofilament prepared in this work. (b) AFM phase image of P3HT/s-SWCNT nanofilaments in a sample with SWCNT concentration $x = 3$ wt % showing the wormlike morphology of the active layer.

Improving...



[dx.doi.org/10.1021/nl202796u](https://doi.org/10.1021/nl202796u) | Nano Lett. 2011, 11, 5316–5321

Organic Photovoltaic Devices Based on a Novel Acceptor Material: Graphene**

By Zunfeng Liu, Qian Liu, Yi Huang, Yanfeng Ma, Shougen Yin,* Xiaoyan Zhang, Wei Sun, and Yongsheng Chen*

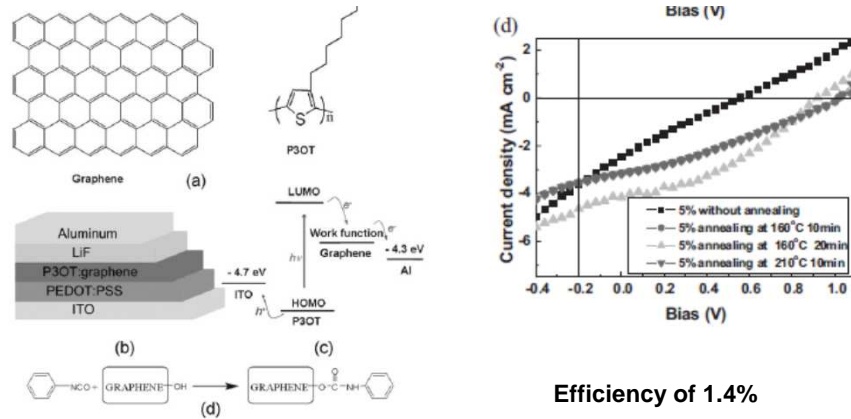


Figure 2. a) The idealized chemical structures of graphene and P3OT. b) Schematic of the device with P3OT/graphene thin film as the active layer and the structure ITO (ca. $17 \Omega \text{ sq}^{-1}$)/PEDOT:PSS (40 nm)/P3OT:graphene (100 nm)/LiF (1 nm)/Al (70 nm). c) Energy level diagram of P3OT and SPFGGraphene. d) Schematic representation of the reaction of phenyl isocyanate with graphene oxide to form SPFGGraphene.

Limitations in NanoPV

- Low absorption beyond 600 nm (we need novel dyes, conducting polymers, etc with better absorption)
- Low charge carrier mobility for organic semiconductors. Morphology control is also a problem in these devices.
- Liquid electrolyte in DSSC causes leakage and compromises stability.
- Need of novel free-iodine redox electrolytes (DSSC)
- More stability tests are required for both technologies

Perspectives

- Nanomaterials are strong candidates in solar energy conversion, specially for DSC and OPV cells;
- Both cells have their future guaranteed in the PV market; specially because their versatility and cost;
- For DSC, novel solid electrolytes, novel redox systems can be an alternative;
- Chemists can find their place in preparing more efficient dyes or polymers that absorb beyond 600 nm
- The tendency is towards more organized nanostructured devices, use of nanotubes, nanowires to improve the electron transport



Acknowledgements



Nanoenergy Cyted network promotes cooperation among countries in Latin America (coordinated by Juan Bisquert)



79

Obrigado!